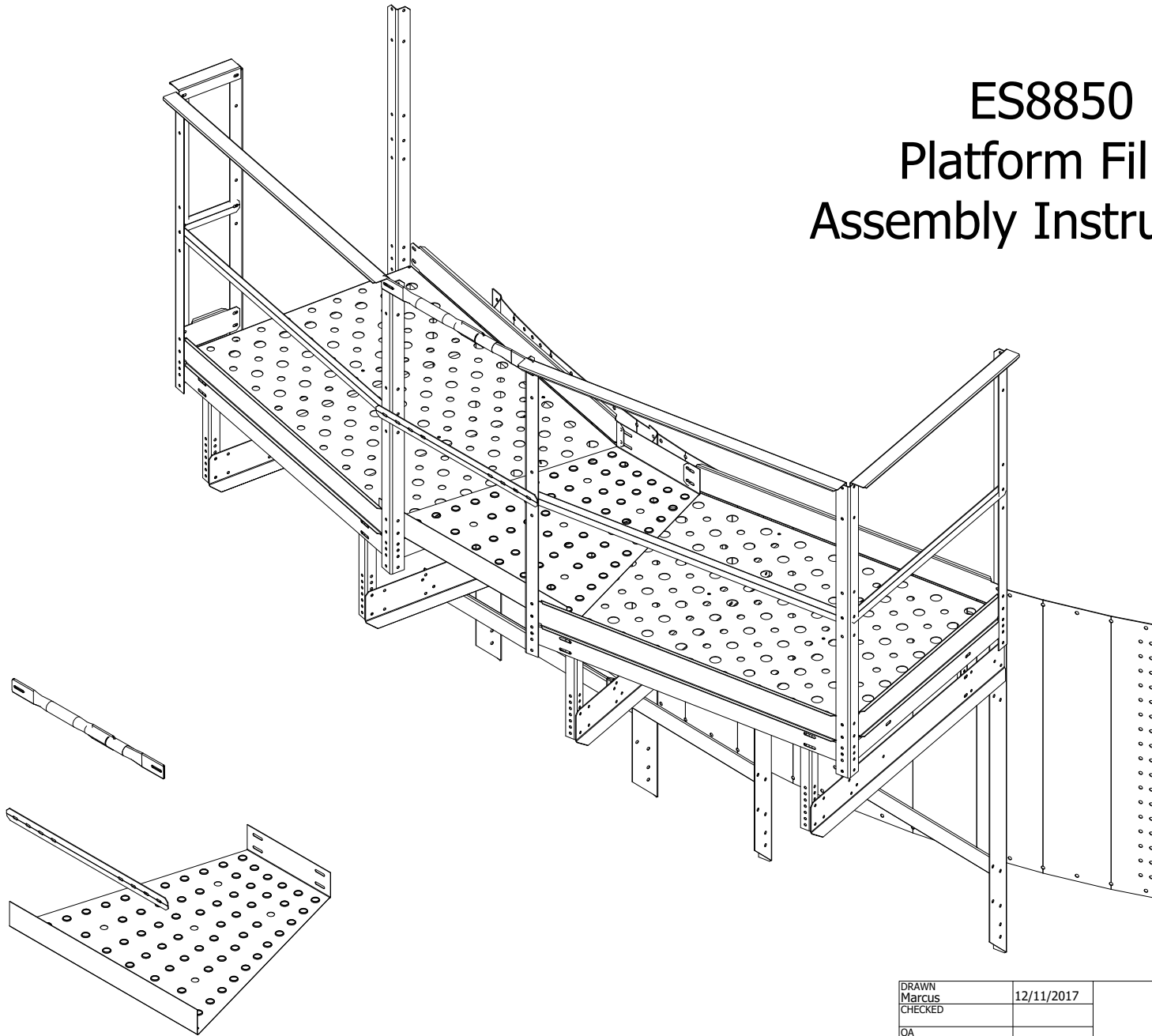


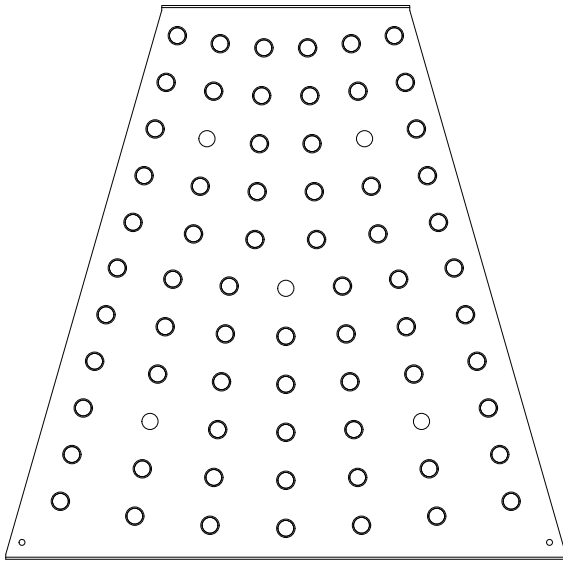
ES8850 Platform Filler Assembly Instructions



Greene Galvanized Stairs

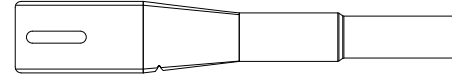
DRAWN Marcus	12/11/2017	Greene Galvanized Stairs East Lynn, IL 217.375.4244 www.greenebinstairs.com	
CHECKED		TITLE	
QA		Platform Filler for Hi Lo Series Platform	
MFG		SIZE A	DWG NO IN-ES8850
APPROVED		SCALE 1/20	REV
		SHEET 1 OF 3	

ES-8850




Platform Filler

TRS1501405



Top Handrail Swaged

TRS1501900



Top Handrail

ES-8801



Intermediate Handrail

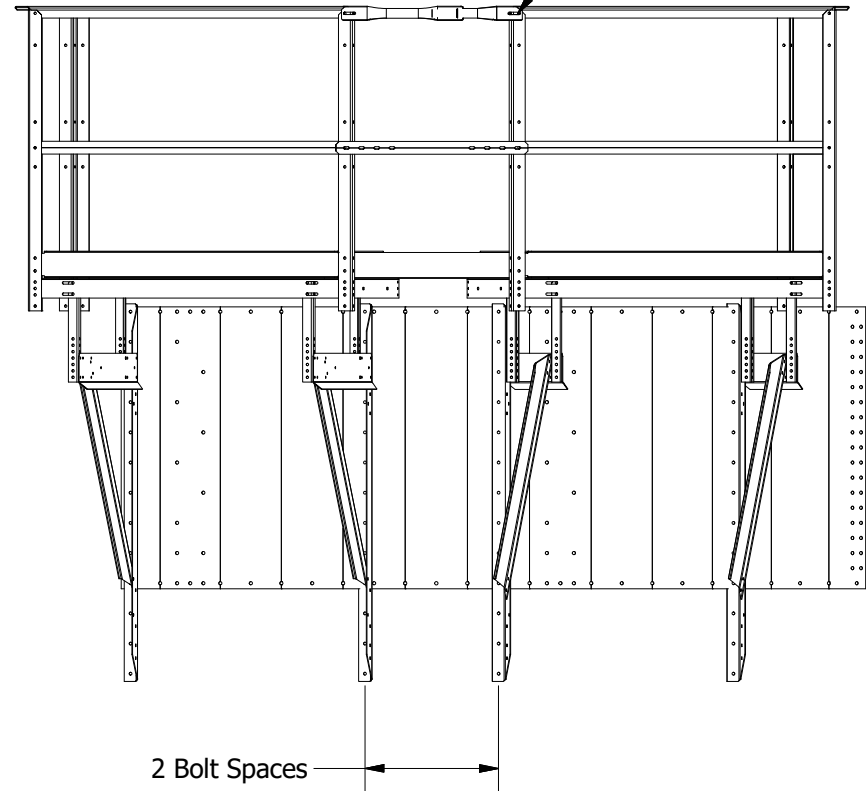
PARTS LIST

PART NUMBER	DESCRIPTION	QTY
ES-8850	Platform Filler	1
ES-8801	Intermediate Handrail	1
TRS1501405	Top Handrail Swaged	1
TRS1501900	Top Handrail	1

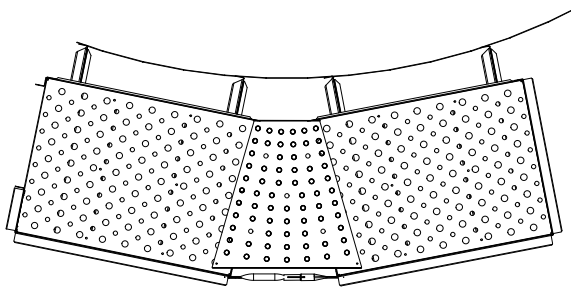
DRAWN Marcus	12/11/2017	Greene Galvanized Stairs East Lynn, IL 217.375.4244 www.greenebinstairs.com		
CHECKED		TITLE		
QA		Platform Filler for Hi Lo Series Platform		
MFG		SIZE A	DWG NO IN-ES8850	REV
APPROVED		SCALE 1/12	SHEET 2 OF 3	

TRS1501900 can be used for smaller gaps.
 Beyond an 18" gap, you will need to cut off part
 of TRS1501900 to mate it to TRS1501405.

Gap varies between 12" and 27.25".



Intermediate Handrail ES-8801 has
 bolt patterns that will allow it to fit
 a 12" to 27.25" gap.



DRAWN Marcus	12/11/2017	Greene Galvanized Stairs East Lynn, IL 217.375.4244 www.greenebinstairs.com	
CHECKED		TITLE	
QA		Platform Filler for Hi Lo Series Platform	
MFG		SIZE A	DWG NO IN-ES8850
APPROVED		SCALE 1/30	REV
		SHEET 3 OF 3	