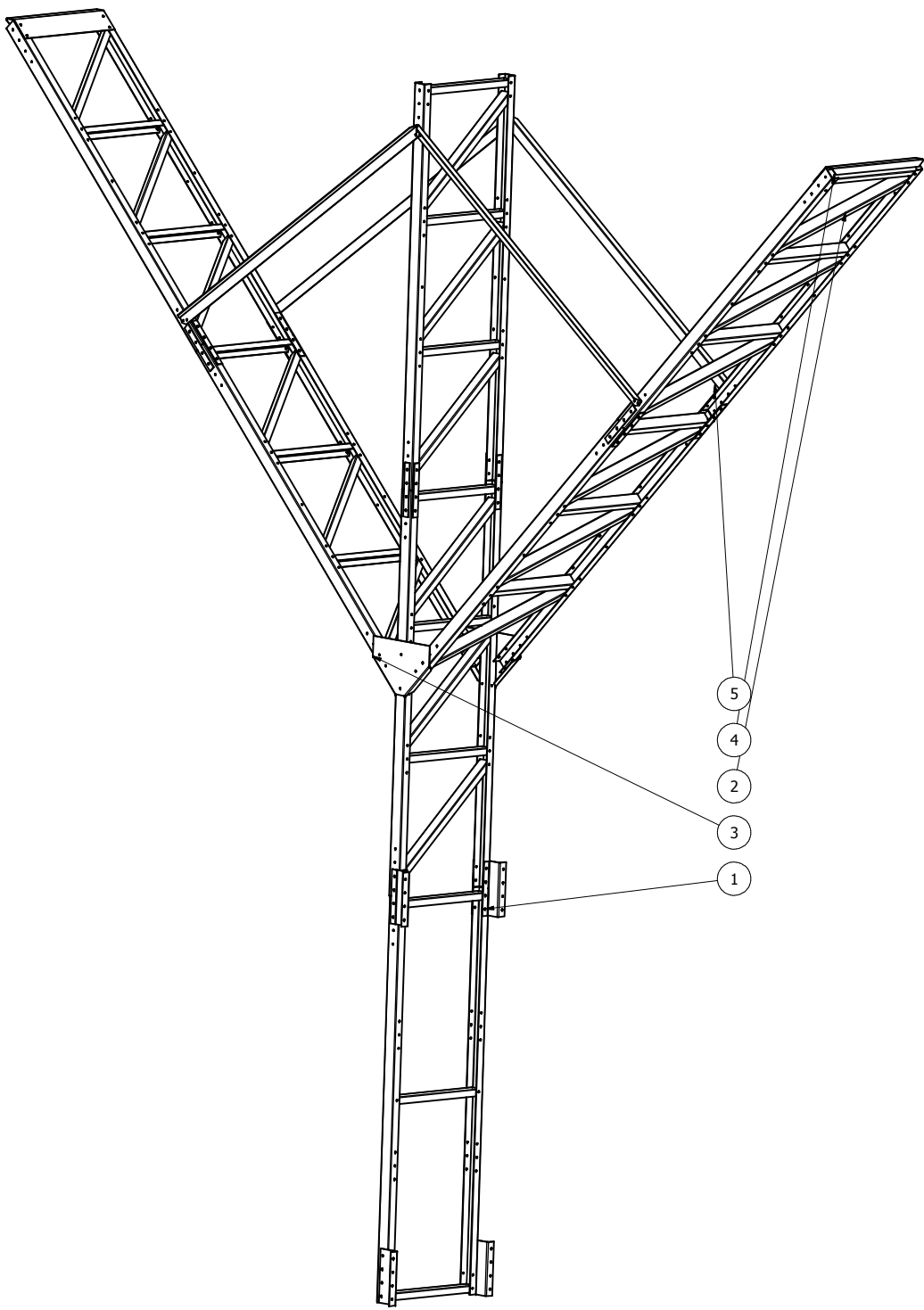


4 3 2 1

D
C
B
A

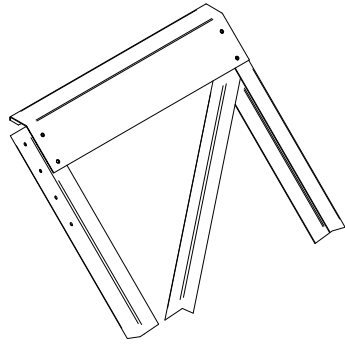
D
C
B
A



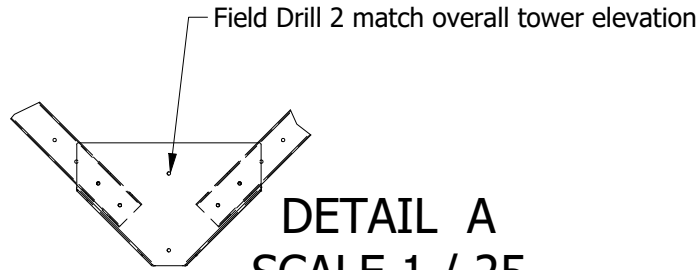
Parts List			
ITEM	QTY	PART NUMBER	DESCRIPTION
1	1	WL1036 Loop Wall Base Unit	
2	6	WM2036 Wall Support 10' EXT	
3	2	WL206 Tie Mount	
4	2	WL205 Mounting Plate	
5	4	WL203 Kicker Tie 120	

DRAWN Rex A Greene		3/8/2005	Greene Welding and Hardware Inc. Greene Galvanized Stairs 217/375/4244 www.greenebinstairs.com	
CHECKED			TITLE	
QA				
MFG				
APPROVED				
	SIZE C	DWG NO	REV	
	SCALE NA	WL base and Ext		
		SHEET 1 OF 1		

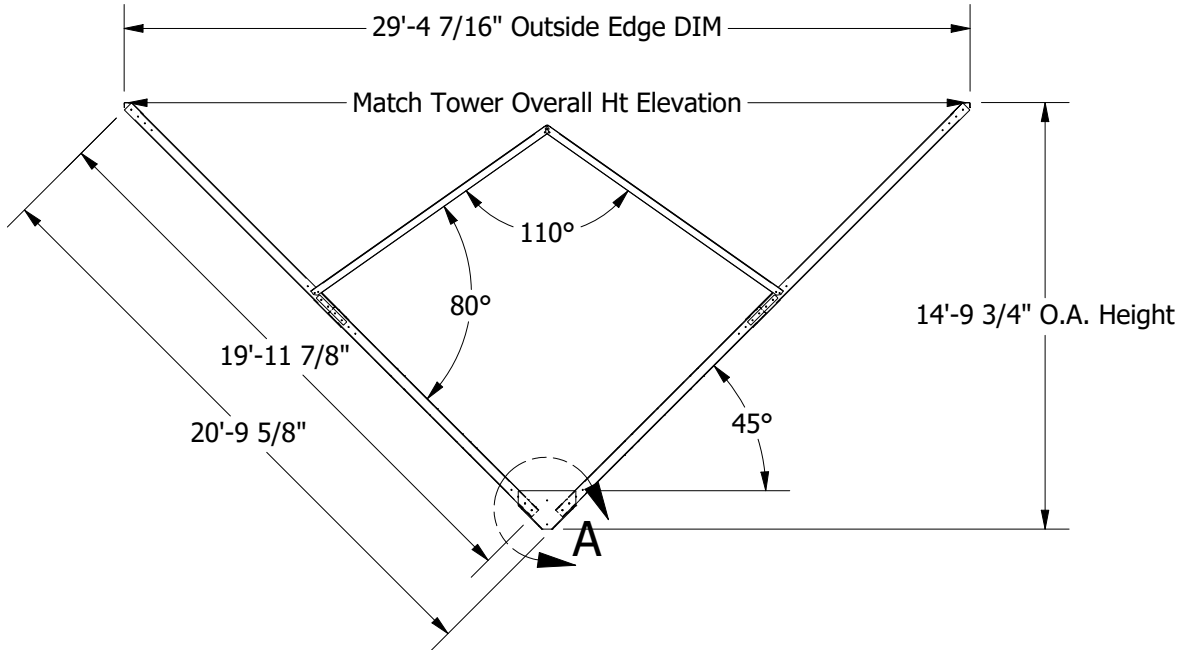
4 3 2 1



DETAIL B
SCALE 1 / 25

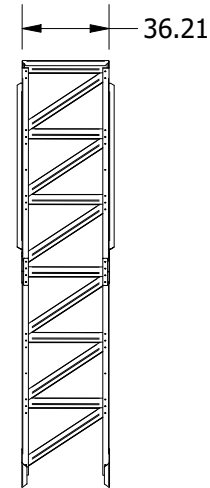
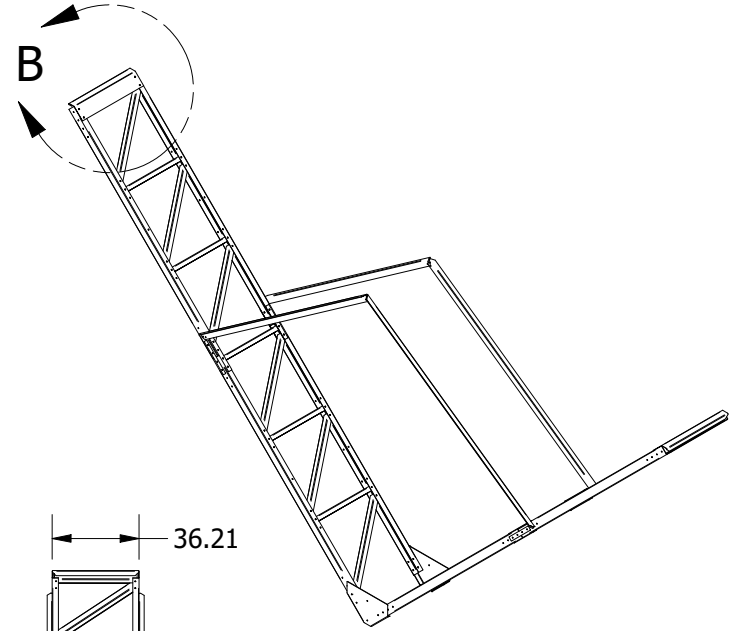


DETAIL A
SCALE 1 / 25



PARTS LIST

ITEM	QTY	PART NUMBER	MASS
1	4	WM2036	153.486 lbmass
2	2	WL206 Tie Mount	15.843 lbmass
3	2	WL205 Mounting Plate	14.619 lbmass
4	4	WL203 Kicker Tie 120	20.315 lbmass



Greene Galvanized Stairs
East Lynn, Illinois 217.375.4244

DRAWN andrews	6/13/2017		
CHECKED		TITLE	
QA			
MFG			
APPROVED			
SIZE A	DWG NO WM3020	REV	
SCALE	SHEET 1 OF 1		